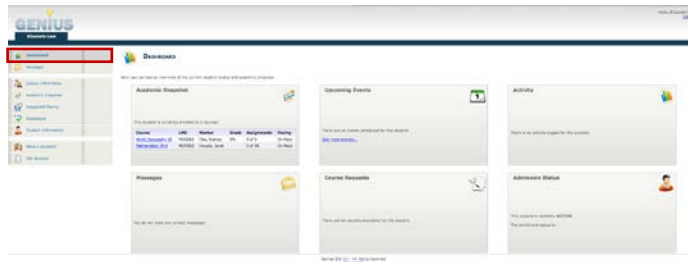


Once you're logged in, there are two ways to find the course(s) you're enrolled in:

1. [Through the Dashboard](#)
2. [Through the Course Information Menu Option](#)

### To Find your Course through the Dashboard

1. From the main menu, select the **Dashboard** option.



2. Under the **Academic Snapshot** section displayed on the screen, click on the appropriate link underneath the **Course** column to be taken to that course.

### DASHBOARD

Here you can see an overview of the current student status and academic progress.

**Academic Snapshot**

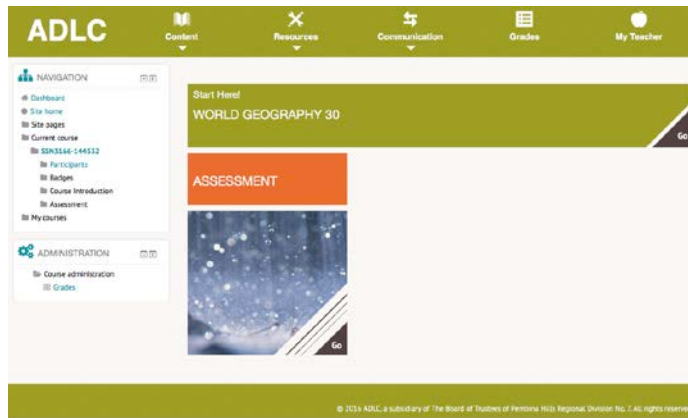
This student is currently enrolled in 2 courses:

Course	LMS	Marker	Grade	Assignments	Pacing
<a href="#">World Geography 30</a>	MOODLE	Oko, Rodney	0%	0 of 9	On Pace
<a href="#">Mathematics 10-3</a>	MOODLE	Hozack, Janet		0 of 30	On Pace

In this example, World Geography 30 has been chosen.

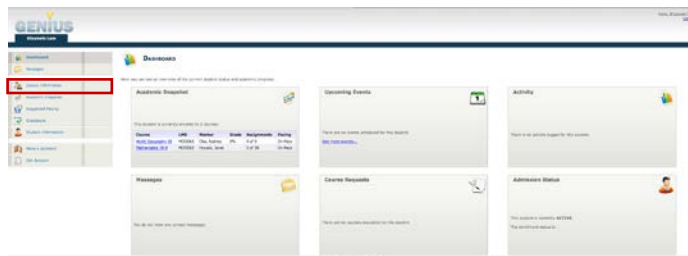
## Finding your Course

Last Updated: December 22, 2016

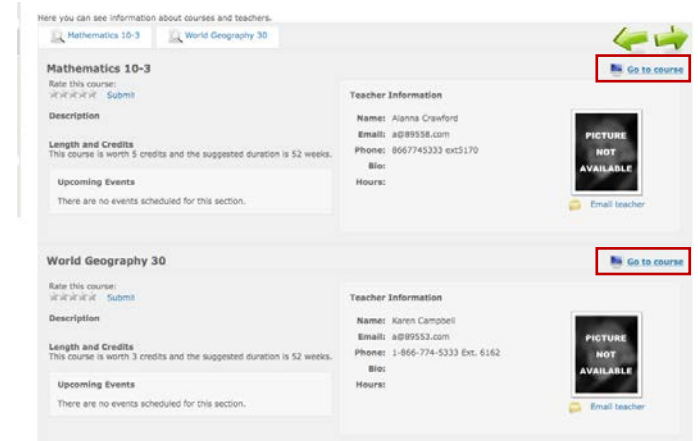


### To Find your Course through the Course Information Menu Option

1. From the main menu, select **Course Information**.



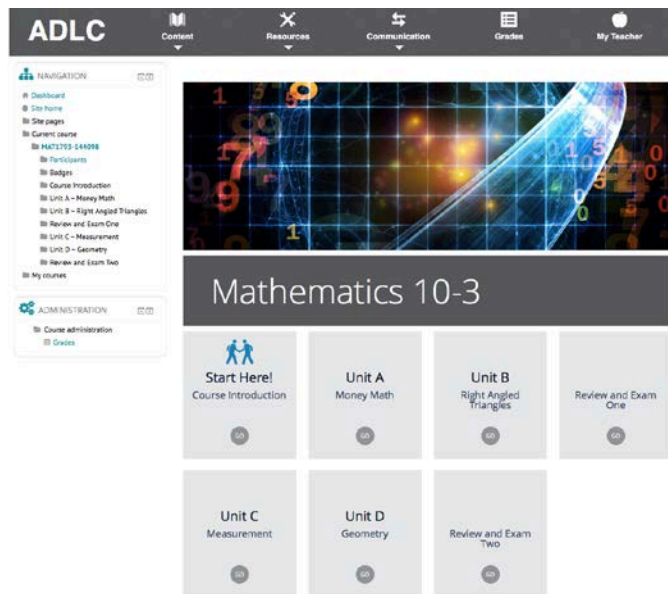
2. Click on the **Go to course** link beside the class you want to view.



## Finding your Course

Last Updated: December 22, 2016

In this example, Mathematics 10-3 has been chosen.



## Contact

If at any time you have questions, please contact us:

### Learning Network Help Desk

1-866-774-5333, ext. 5378

[learningnetwork@adlc.ca](mailto:learningnetwork@adlc.ca)