

Reaching the Student Information System (SIS) is easy. You can access it via one of two methods:

1. [ADLC Website \(recommended\)](#)
2. [Student Information System \(SIS\)](#)

Note: The first method is recommended because it provides access to the latest news about system and course updates.

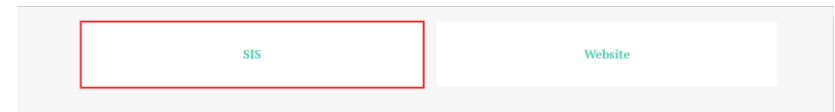
Note: SIS works best with [Google Chrome](#). Please download it, install it, and use it for the best possible viewing experience.

To Log in through the ADLC Website

1. Go to the ADLC website: <<https://www.adlc.ca/>>.
2. Click **Login** in the upper-right corner of the page.



3. Select **SIS**.



4. Enter your assigned username and password. (This will have been sent to your email address.)

Note: Once you've logged in, you can change your password at any time. See the [To Reset your Password](#) section below for further information.



5. Click **Log In**. You'll be taken to the SIS Dashboard.

To Log in through SIS

1. Go to SIS at <<https://sis.adlc.ca/>>.
2. Enter your assigned username and password. (This will have been sent to your email address.)

Note: Once you've logged in, you can change your password at any time. See the [To Reset your Password](#) section for further information.

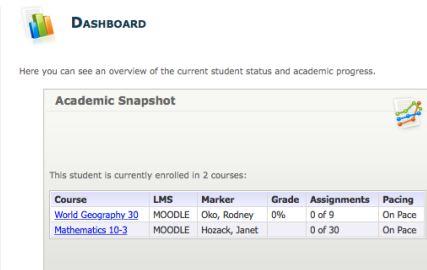
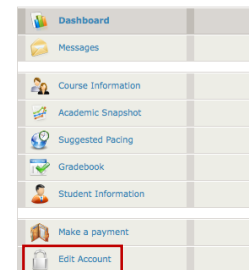


3. Click **Login**. You'll be taken to the SIS Dashboard.

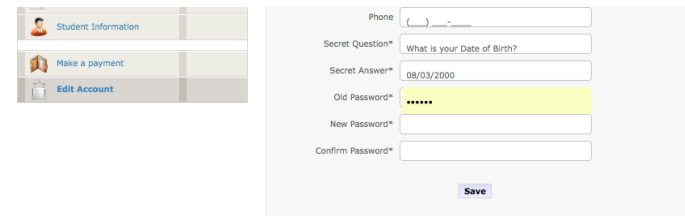
To Reset your Password

By default, your login information will be provided to you in an email. Once you've logged in for the first time, you can make changes to your password by following these steps:

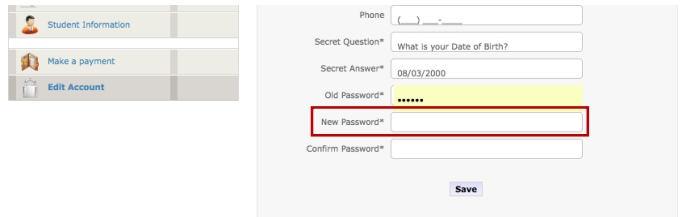
1. From the main menu, select the **Edit Account** option.



2. Enter your old password in the **Old Password** field.



3. Enter your new password in the **New Password** Field.

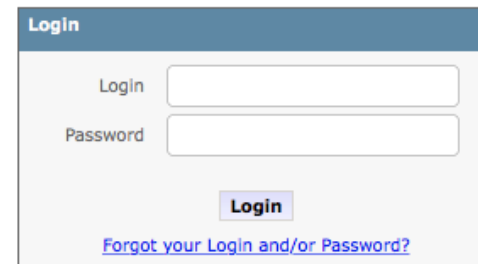


4. Re-enter your new password in the **Confirm Password** field.
5. Click **Save**. Use your new password for subsequent logins.

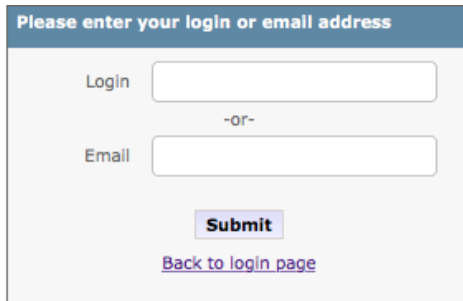
To Retrieve your Username or Password

If you've forgotten your username or password, you can retrieve it by following these steps:

1. Go to the SIS login page at <<https://sis.adlc.ca>> and click **Forgot your Login and/or Password?**



2. Enter your username or email address into the respective fields and click **Submit**. Your login information will be emailed to you.



Please enter your login or email address

Login

-or-

Email

Submit

[Back to login page](#)

Contact

If at any time you have questions, please contact us:

Learning Network Help Desk

1-866-774-5333, ext. 5378

learningnetwork@adlc.ca